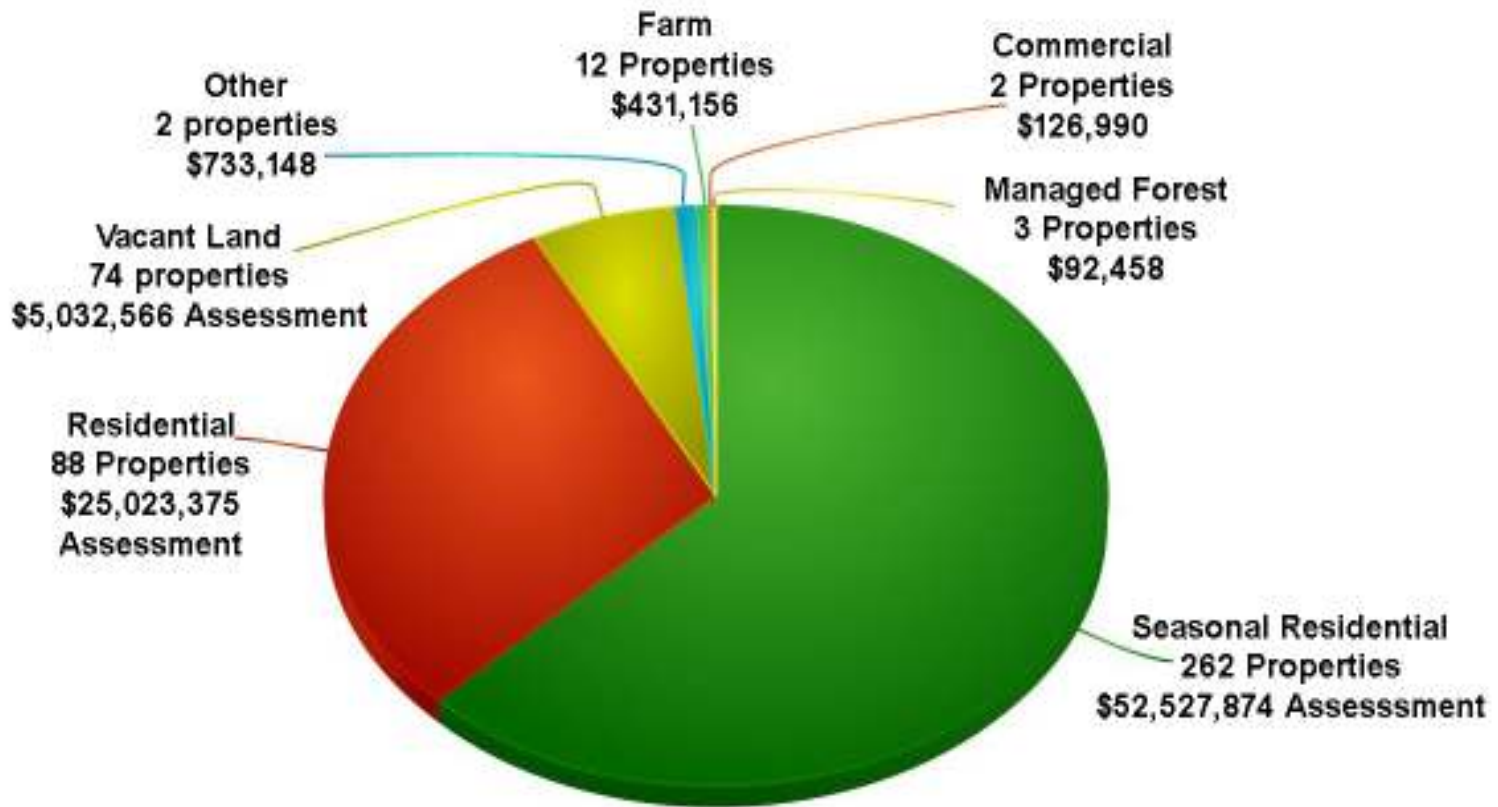


# Municipal Taxation & Assessment as it Affects the Lake Clear Community

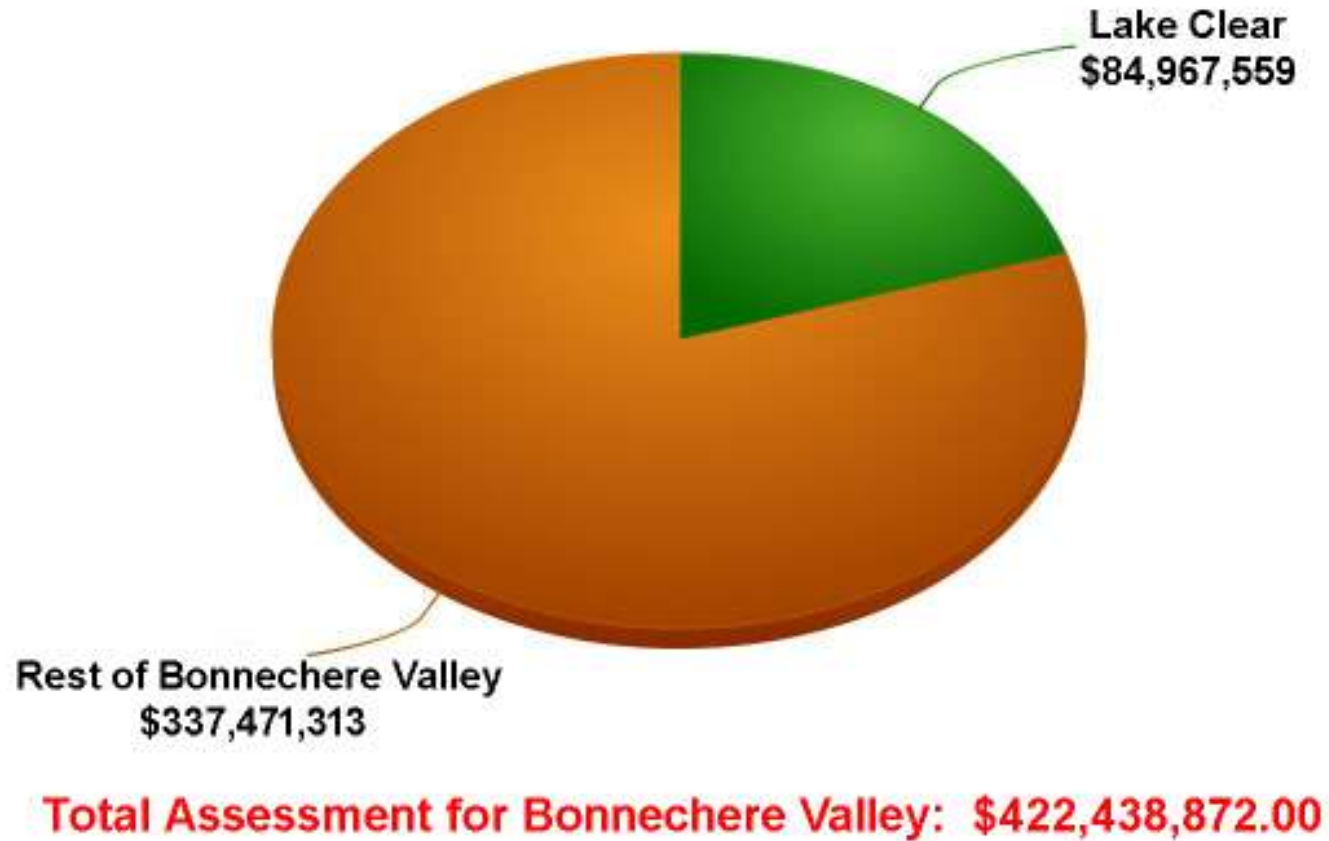
Presented to the Lake Clear Property Owners Association by Council member Bob Peltzer & Mayor Jen Murphy

### Lake Clear Community: Properties & Assessment



There are 443 properties on or near to Lake Clear that form what most consider to be the Lake Clear Community. They are divided into 7 different property classes and have a total assessment of \$84,967,559. (\$74,592,424 by MPAC's estimate)<sub>2</sub>

### Lake Clear Assessment as Part of Bonnechere Valley



meta-chart.com

Lake Clear assessment represents app. 20% of the overall assessment of Bonnechere Valley township

## •Tax Rates

.00668256 (BV Township)

.00347894 (County)

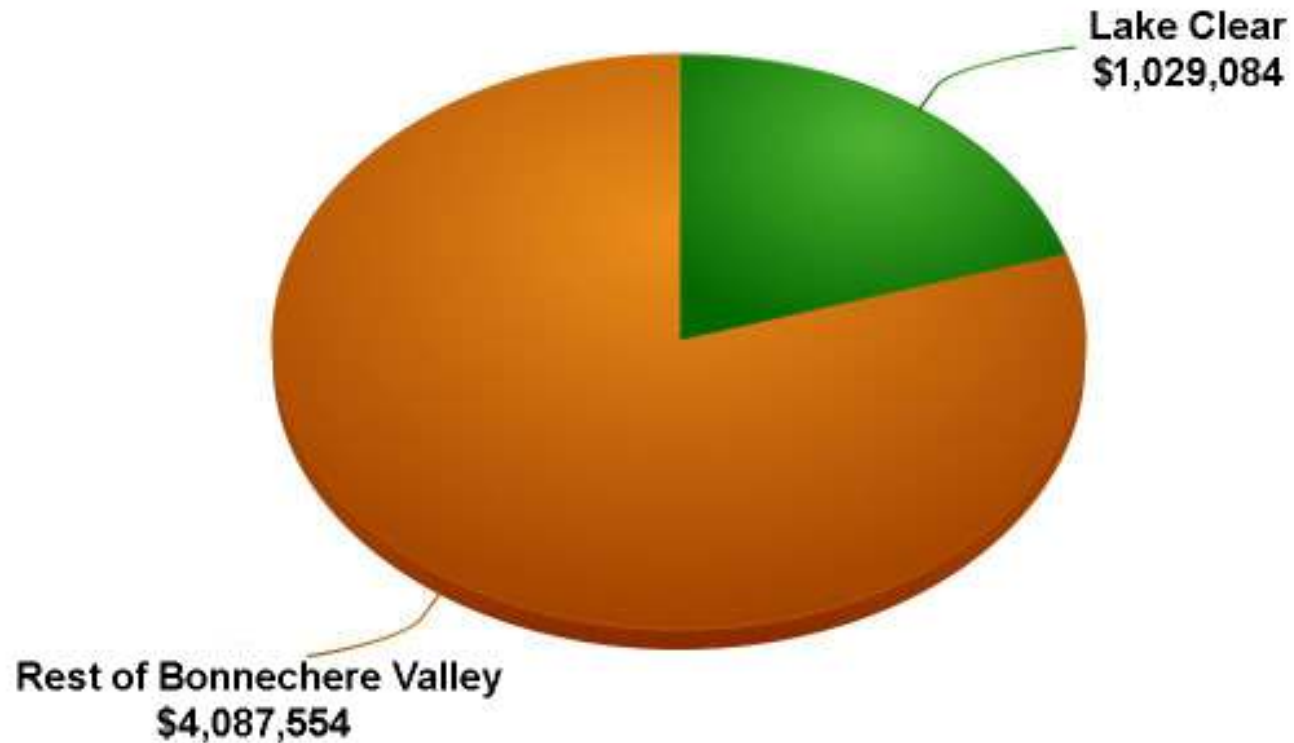
+ .00195000 (Schools)

.01211150

$$\$84,967,559 \times 0.01211150 = \$1,029,084$$

That 84 million dollars in assessment is multiplied by a tax rate made up of three portions based upon the monies required by the Township of Bonnechere Valley, The County Renfrew and the public and separate school boards.

### Lake Clear Property Taxes as Part of Bonnechere Valley



**Total Raised From Property Taxes Bonnechere Valley: \$5,116,638**

meta-chart.com

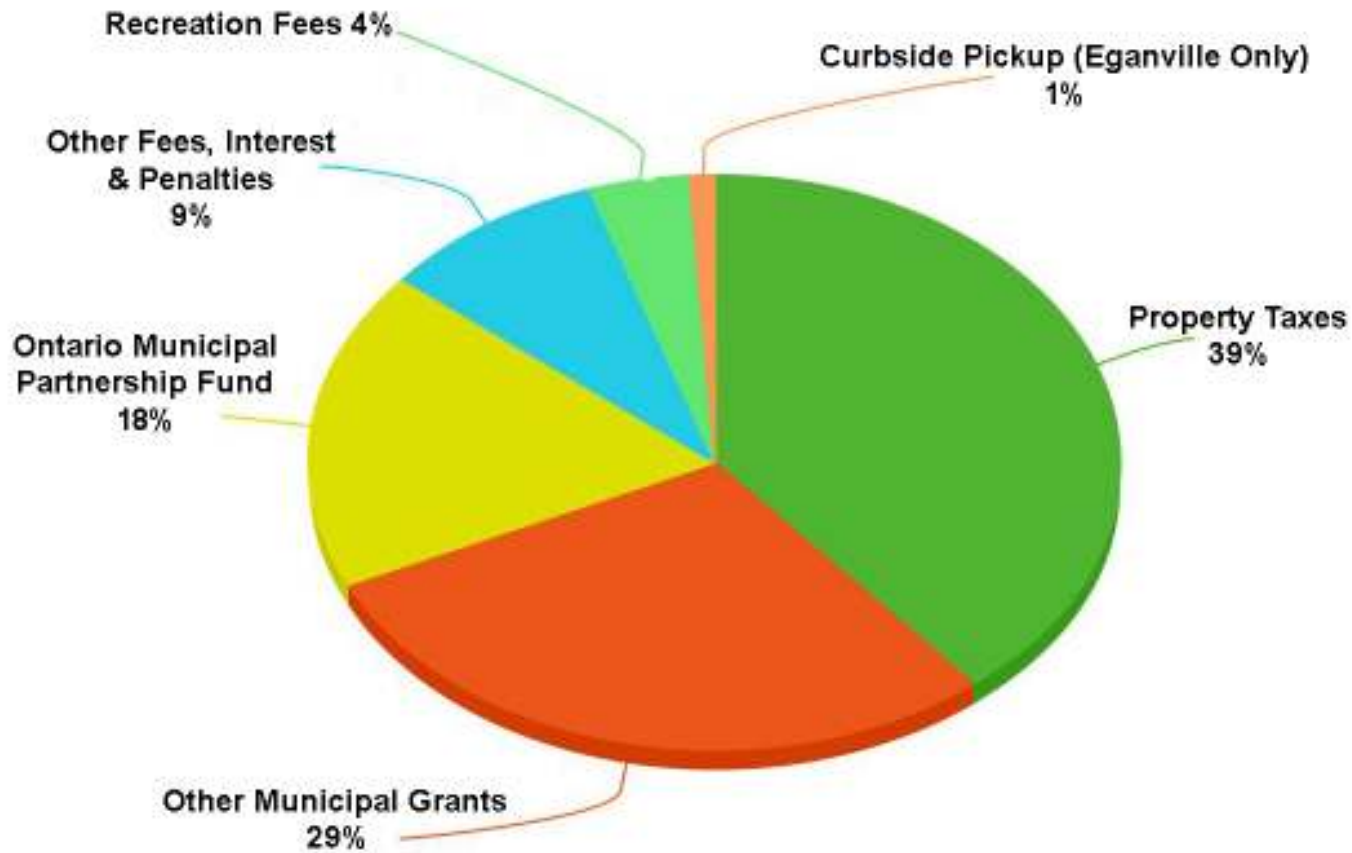
Lake Clear taxpayers pay app. 20% of the overall property taxes of Bonnechere Valley Township

Nearly 1/2 of the 5 million dollars collected by Bonnechere Valley must be passed on to the County and school boards. Unpaid or late tax payments come out of the township's portion and must either be collected by us or written off. We are required to pay the county and the school boards their full amounts regardless of how much we can actually collect.

After sending the county and the schools their  
Portion of the 5 million that we bill the taxpayers  
We are left with \$2,831,917 for local needs.

However, our budget for 2015 requires us to  
Spend \$7,029,968. Property taxes only supply  
39% of this amount. Where does the rest come from?

### Bonnechere Valley Revenue by Source 2015



The Province of Ontario provides grants that make up nearly half of our budget. Taxes another 39%. The remaining 14% comes from user fees, interest, penalties & other payments.<sup>8</sup>



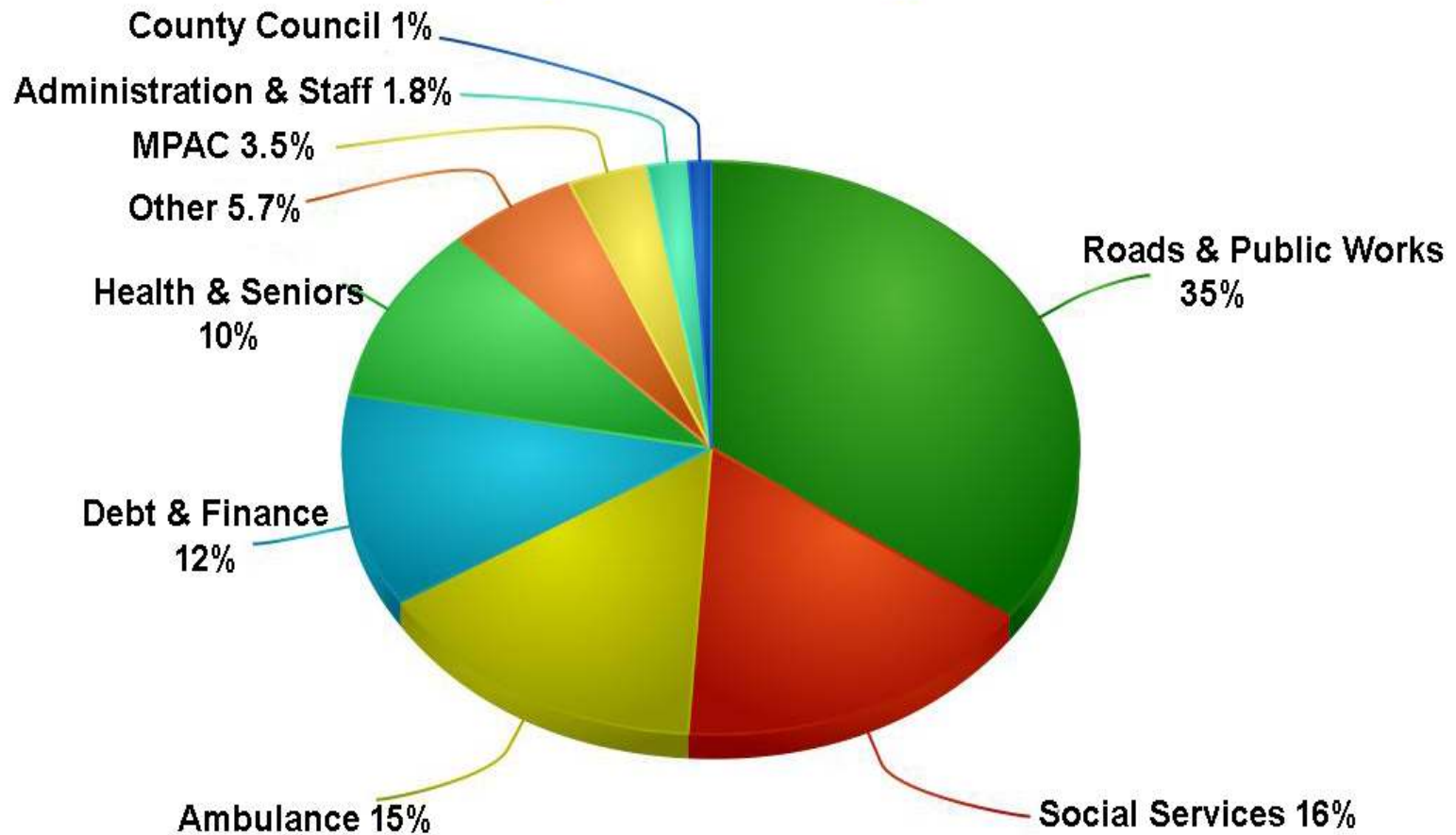
## Focus on Lake Clear

The Lake Clear community contributes just over 1 million dollars in property taxes. Of that million \$295,597 is paid to the County of Renfrew and \$165,687 is sent off to the School boards.

The remaining \$567,800 is our 20% of the nearly 3 million dollars raised by Bonnechere Valley through taxes to balance our 7 million dollar budget.

**Exactly what services do we get for this money?**

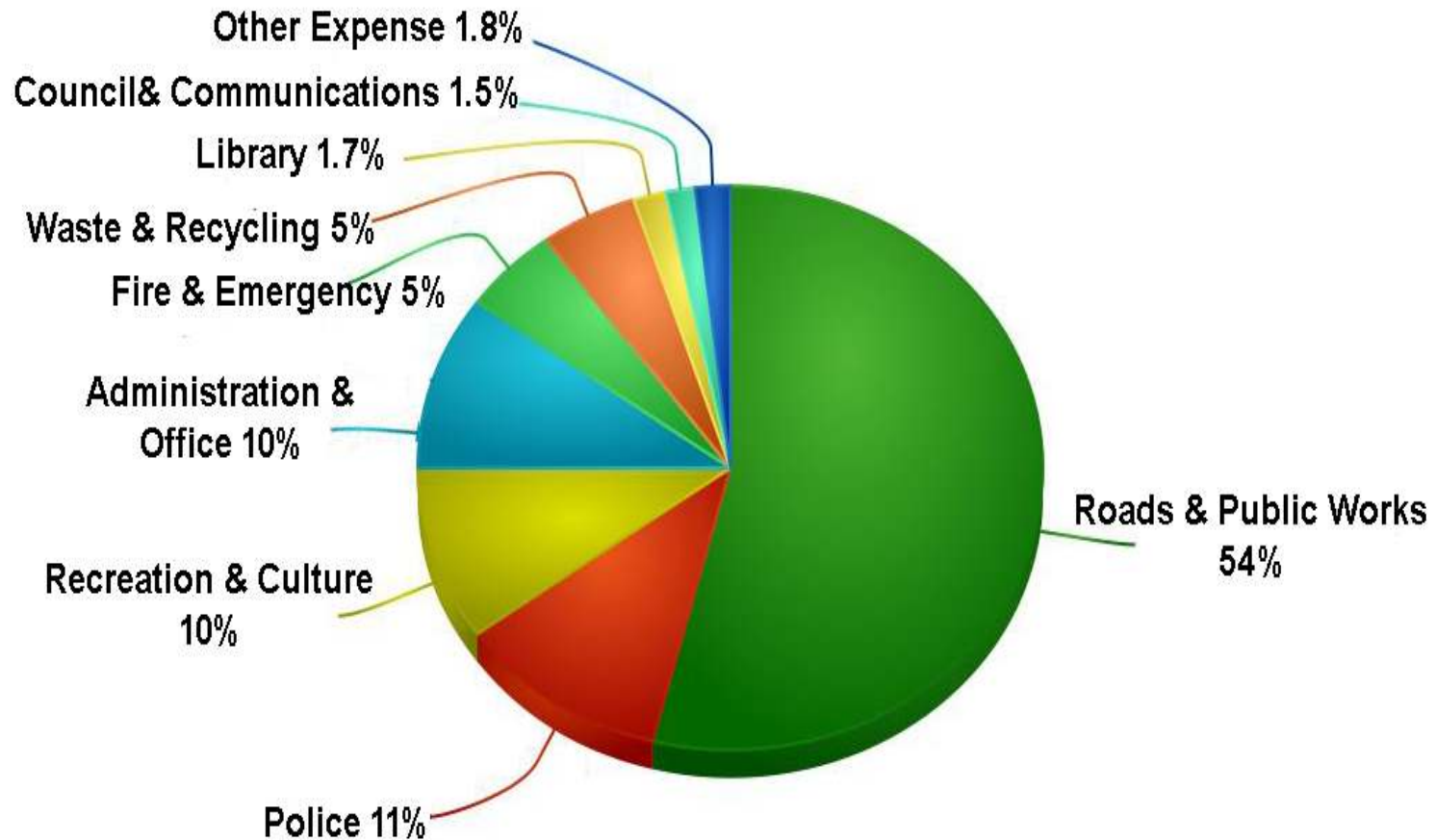
## County of Renfrew Budget 2015



**Total Budget: \$42,721,096**

***Who Spends******Total Budget******How Much We Pay****School Boards (Total Budget)**\$184,096,431**\$165,687**County of Renfrew (From Taxes & Misc)**42,721,096**\$295,597**Ambulance & Paramedics**\$6,683,210**County Roads & Public Works**15,043,880**Health & Senior Homes**4,153,513**Debt Retirement**5,120,123**Social Services**6,825,901**MPAC**1,514,289**Planning**633,294**Economic Development & Tourism**661,092**Administration**797,757**Information Technology & HR**646,698**Members of County Council**403,900**Other Misc. Expenses**237,439*

## Bonnechere Valley Budget 2015



**Total Budget: \$7,241,153**

***Who Spends***

***Total Budget***

***How Much We Pay***

Bonnechere Valley ( <i>Total Budget</i> )	\$7,241,153	\$567,800
<i>Roads &amp; Public Works</i>	<i>3,902,237</i>	
<i>Police Etc.</i>	<i>808,864</i>	
<i>Recreation, Museum, Arena</i>	<i>694,070</i>	
<i>Administration</i>	<i>692,400</i>	
<i>Fire &amp; Emergency Protection</i>	<i>382,200</i>	
<i>Waste Mgt. (not including curbside)</i>	<i>321,055</i>	
<i>Library</i>	<i>125,311</i>	
<i>Council Expenses</i>	<i>112,500</i>	
<i>By-law and Animal Control</i>	<i>87,000</i>	
<i>Building Inspection</i>	<i>87,800</i>	
<i>Health, Safety &amp; Accessibility</i>	<i>27,716</i>	

Roads, bridges, culverts and other public works are the single largest components of both the county and township budgets.

Police, fire, waste management, ambulance social services and care for our elderly are also essential services that must be funded.

Add to these the costs of staffing and managing these services and you can account for more than 90% of the municipal budgets.

At the end of each year's budgeting process we find there are very few choices that your elected representatives have control over. Complying with provincial legislation, mandatory reporting, police budgets that we have no say over and other expenses mandated by court judgements or just common sense, leave very few dollars that we have the discretion to spend.

While it is sometimes hard to actually see what you Get for your tax dollar, you do get the best service We can provide for the lowest cost we can manage.



Questions?